






Français : 1ère Année Primaire

Séance 4 (La lettre O)

I- Lecture (Lettre O)



				
vélo	moto	lavabo	bateau	domino

II- Écriture (Lettre O)

A large grid for handwriting practice. The grid consists of 20 columns and 20 rows. A vertical red line is positioned at the beginning of the first column, and a horizontal red line is positioned at the top of the first row, creating a starting point for writing the letter 'O'.

III- Exercice 1 (Lettre O)

Coche la case quand tu entends le son [O]

	
rose	poule

IV- Exercice 2 (Lettre O)

Découpe les mots en syllabes:

- limonade: _____
- bonbon: _____
- dromadaire: _____
- cigogne: _____