

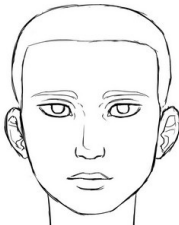




Français : 1ère Année Primaire

Séance 2 (La lettre I)

I- Lecture (Lettre I)



| | | | | |
|---|---|---|--|---|
|  |  |  |  |  |
| livre | souris | visage | fille | ciseaux |
| | | | | |
| | | | | |

II- Écriture (Lettre I)

A large grid for handwriting practice. The grid consists of 10 columns and 20 rows. A vertical red line is drawn on the left side, between the first and second columns, to indicate the starting point for writing the letter 'I'.

III- Exercice 1 (Lettre I)

Coche la case quand tu entends le son [I]

| | |
|---|---|
|  |  |
| vipère | citron |

IV- Exercice 2 (Lettre I)

Découpe les mots en syllabes:

- valise: _____
- souris: _____
- kimono: _____
- bijoux: _____